




## St Joseph's Wesham Primary Reading Curriculum-Progression KS2

Reading	Year 3	Year 4	Year 5	Year 6
<p><b>Word Reading</b></p> 	<ul style="list-style-type: none"> <li>To use their phonic knowledge to decode quickly and accurately (may still need support to read longer unknown words).</li> <li>To apply their growing knowledge of root words and prefixes, including in-, im-, il-, ir-, dis-, mis-, un-, re-, sub-, inter-, super-, anti- and auto- to begin to read aloud.*</li> <li>To apply their growing knowledge of root words and suffixes/word endings, including -ation, -ly, -ous, -ture, -sure, -sion, -tion, -ssion and -cian, to begin to read aloud.*</li> </ul>	<ul style="list-style-type: none"> <li>To read most words fluently and attempt to decode any unfamiliar words with increasing speed and skill.</li> <li>To apply their knowledge of root words, prefixes and suffixes/word endings to read aloud fluently.*</li> </ul>	<ul style="list-style-type: none"> <li>To read most words fluently and attempt to decode any unfamiliar words with increasing speed and skill, recognising their meaning through contextual cues.</li> <li>To apply their growing knowledge of root words, prefixes and suffixes/ word endings, including -sion, -tion, -cial, -fial, -ant/-ance/-ancy, -ent/-ence/-ency, -able/-ably and -ible/ibly, to read aloud fluently.*</li> </ul>	<ul style="list-style-type: none"> <li>To read fluently with full knowledge of all Y5/ Y6 exception words, root words, prefixes, suffixes/word endings* and to decode any unfamiliar words with increasing speed and skill, recognising their meaning through contextual cues.</li> </ul>
	<b>Year 3</b>	<b>Year 4</b>	<b>Year 5</b>	<b>Year 6</b>
<b>Common Exception Words</b>	<ul style="list-style-type: none"> <li>To begin to read Y3/Y4 exception words.*</li> </ul>	<ul style="list-style-type: none"> <li>To read all Y3/Y4 exception words*, discussing the unusual correspondences</li> </ul>	<ul style="list-style-type: none"> <li>To read most Y5/ Y6 exception words,</li> </ul>	<ul style="list-style-type: none"> <li>To read all Y5/ Y6 exception words,</li> </ul>






## St Joseph's Wesham Primary Reading Curriculum-Progression KS2

		between spelling and these occur in the word.	<ul style="list-style-type: none"> <li>discussing the unusual correspondences between spelling and sound and where these occur in the word.</li> </ul>	<ul style="list-style-type: none"> <li>discussing the unusual correspondences between spelling and sound and where these occur in the word.</li> </ul>
	Year 3	Year 4	Year 5	Year 6
Reading Comprehension	At this stage, teaching reading comprehension should be taking precedence over teaching word reading and fluency. Any focus on word reading should support the development of vocabulary.			
	Year 3	Year 4	Year 5	Year 6
Words in Context And Authorial Choice	<ul style="list-style-type: none"> <li>To check that the text makes sense to them, discussing their understanding and explaining the meaning of words in context.</li> <li>To discuss authors' choice of words and phrases for effect.</li> </ul>	<ul style="list-style-type: none"> <li>Discuss vocabulary used to capture readers' interest and imagination.</li> </ul>	<ul style="list-style-type: none"> <li>To discuss vocabulary used by the author to create effect including figurative language.</li> <li>To evaluate the use of authors' language and explain how it has created an impact on the reader.</li> </ul>	<ul style="list-style-type: none"> <li>To analyse and evaluate the use of language, including figurative language and how it is used for effect, using technical terminology such as metaphor, simile, analogy, imagery, style and effect.</li> </ul>






## St Joseph's Wesham Primary Reading Curriculum-Progression KS2

	Year 3	Year 4	Year 5	Year 6
<b>Inference and Prediction</b>	<ul style="list-style-type: none"> <li>To ask and answer questions appropriately, including some simple inference questions based on characters' feelings, thoughts and motives.</li> <li>To justify predictions using evidence from the text.</li> </ul>	<ul style="list-style-type: none"> <li>To draw inferences from characters' feelings, thoughts and motives that justifies their actions, supporting their views with evidence from the text.</li> <li>To justify predictions from details stated and implied.</li> </ul>	<ul style="list-style-type: none"> <li>To draw inferences from characters' feelings, thoughts and motives.</li> <li>To make predictions based on details stated and implied, justifying them in detail with evidence from the text.</li> </ul>	<ul style="list-style-type: none"> <li>To consider different accounts of the same event and to discuss viewpoints (both of authors and of fictional characters).</li> <li>To discuss how characters change and develop through texts by drawing inferences based on indirect clues.</li> </ul>
	Year 3	Year 4	Year 5	Year 6
<b>Poetry</b> 	<ul style="list-style-type: none"> <li>To prepare and perform poems and play scripts that show some awareness of the audience when reading aloud.</li> <li>To begin to use appropriate intonation and volume when reading aloud.</li> </ul>	<ul style="list-style-type: none"> <li>To recognise and discuss some different forms of poetry (e.g. free verse or narrative poetry).</li> <li>To prepare and perform poems and play scripts with appropriate techniques (intonation, tone, volume and action) to show awareness of the audience when reading aloud.</li> </ul>	<ul style="list-style-type: none"> <li>To continually show an awareness of audience when reading out loud using intonation, tone, volume and action.</li> </ul>	<ul style="list-style-type: none"> <li>To confidently perform texts (including poems learnt by heart) using a wide range of devices to engage the audience and for effect.</li> </ul>





## St Joseph's Wesham Primary Reading Curriculum-Progression KS2

	Year 3	Year 4	Year 5	Year 6
<p>Non-Fiction</p> 	<ul style="list-style-type: none"><li>To retrieve and record information from non-fiction texts.</li></ul>	<ul style="list-style-type: none"><li>To use all of the organisational devices available within a non-fiction text to retrieve, record and discuss information.</li><li>To use dictionaries to check the meaning of words that they have read.</li></ul>	<ul style="list-style-type: none"><li>To use knowledge of texts and organisation devices to retrieve, record and discuss information from fiction and non-fiction texts.</li></ul>	<ul style="list-style-type: none"><li>To retrieve, record and present information from non-fiction texts.</li><li>To use non-fiction materials for purposeful information retrieval (e.g. in reading history, geography and science textbooks) and in contexts where pupils are genuinely motivated to find out information (e.g. reading information leaflets before a gallery or museum visit or reading a theatre programme or review).</li></ul>

